

How to Achieve Transparency with Data and AI

Sept. 27, 2024



Agenda and Speakers

- Welcome and Introduction
- The State of Data
- Transparency + Demo
- Artificial Intelligence + Demo
- Q&A



Nikhil Raj Gupta

Data & AI Applications Lead,
OnActuate



Greg Allgrim

Account Executive,
OnActuate

Top Data Challenges

FILTER BY COUNTRY
United States

FILTER BY INDUSTRY
All

Business Leaders' Top Data Challenges

1 Security threats

2 Volume of data is overwhelming

3 Lack of training

4 Takes too long to get insights

5 Limited data access

Analytics and IT Leaders' Top Data Challenges

1 Security threats

2 Difficulty ensuring data accuracy / quality

3 Budget constraints

4 Too many manual processes

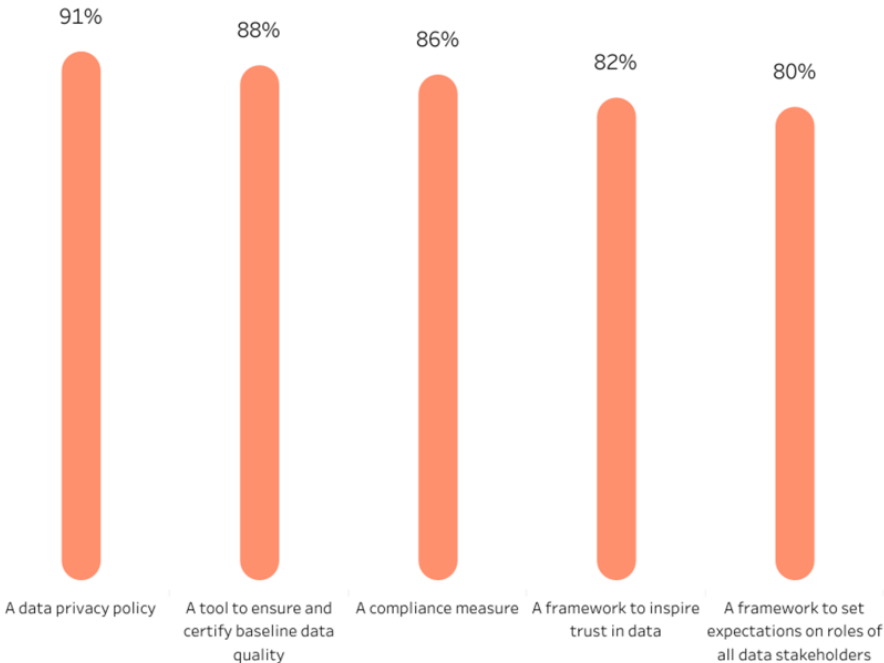
5 Complexities integrating partner data

State of Data and Analytics Study

FILTER BY COUNTRY
All

FILTER BY INDUSTRY
Government / public sector

Role of Data Governance Per Analytics and IT Leaders



FILTER BY COUNTRY
All

FILTER BY INDUSTRY
Government / public sector



Open Government

What is it?

The concept of transparency, accountability, and citizen participation in the processes and decision-making of government.

Why is it important?

Common Transparency Challenges



Slow response time



Quality of information



Lack of citizen
engagement & trust




Struggle to remain
compliant


Enhancing Public Trust



Wait a Minute? I
already Publish my
Budget Book Online!



Increasing
Confidence Through
Self-Service



Using AI for Self-
Service and Natural
Language

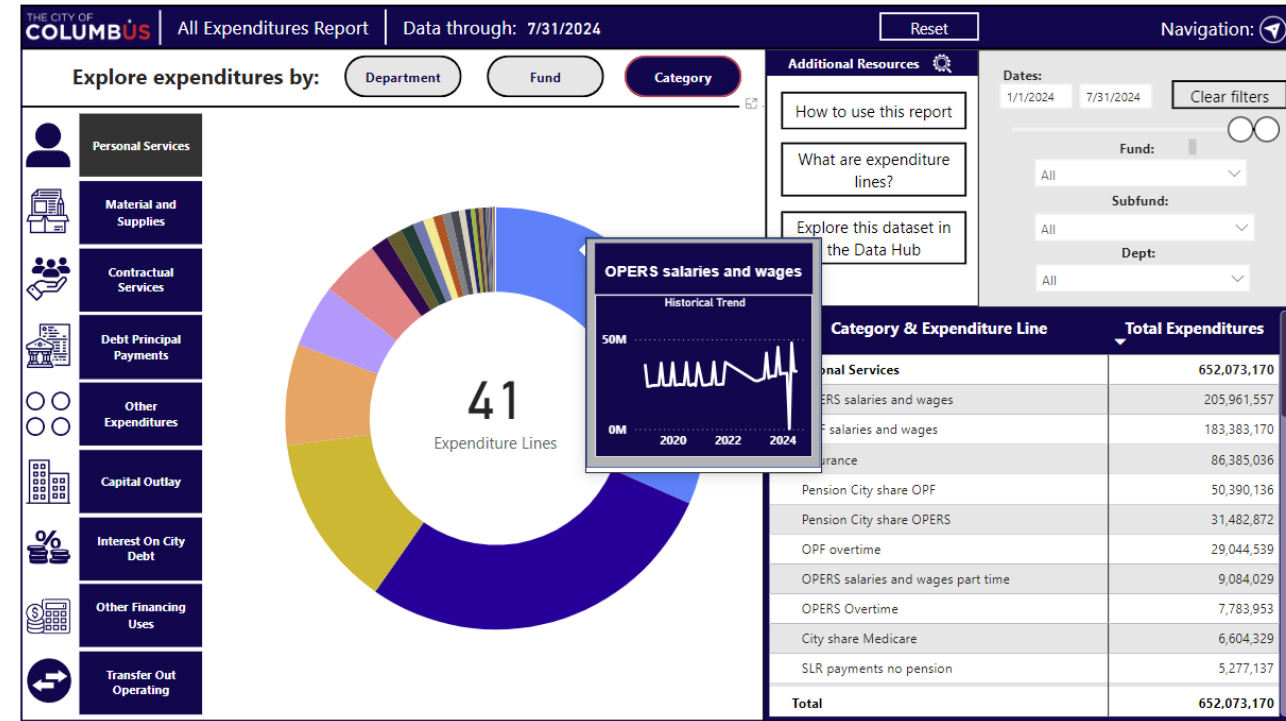


Merger of "Internal"
Operational Data
and "Public Facing
Data"

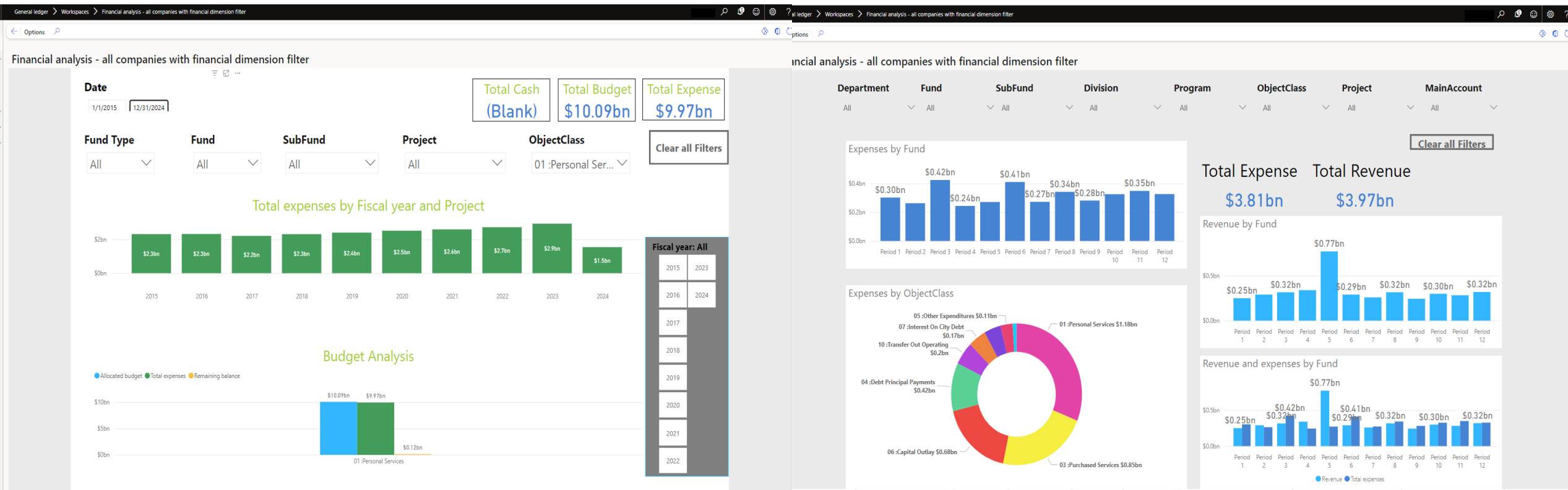
DEMO - TRANSPARENCY

- City of Columbus, OH – Transparency Platform
- CFO Dashboard

Transparency Platform – External Transparency



CFO Dashboard – Internal Transparency



DEMO – AI

- Copilot in Microsoft Office 365 and Finance apps

Top 10 to "Try First" with Copilot for Microsoft 365



1

Recap a meeting

– let Copilot keep track of key topics and action items so you can stay focused during the meeting and avoid listening to the recording after.

→ Draft an email with notes and action items from meeting



2

Summarize an email thread

– get quickly caught up to a long, complex email thread.

→ Click on the Summarize icon



3

Draft email

– personalize the tone and length.

→ Draft an email to [name] that informs them that Project X is delayed two weeks. Make it short and casual in tone.



4

Summarize a document

– get right down to business by summarizing long documents and focusing on the relevant sections.

→ Give me a bulleted list of key points from file



5

Tell me about a topic/project

– provide insights and analysis from across multiple sources to get up to speed quickly.

→ Tell me what's new about topic organized by emails, chats, and files?



6

Give me some ideas for ...

– boost your creativity with ideas for your work such as agendas, product names, social media posts, etc.

→ Suggest 10 compelling taglines based on file



7

Help me write ...

– jumpstart creativity and write and edit like a pro by getting a first draft in seconds.

→ Generate three ways to say [x]



8

What did they say ...

– when you vaguely remember someone mentioning a topic, have Copilot do the research.

→ What did person say about topic



9

Revise this content

– when you've got a rough draft of an idea, turn it into usable text and then vary the length and tone.

→ Rewrite with Copilot



10

Translate a message

– with business becoming increasingly international, it's important to be able to read or write messages in other languages.

→ Translate the following text into French:

Finance | Financial insights



Copilot for Finance

- **Automate Data Reconciliation**

Review transactions across systems for anomalies, risks, and unmatched data. Save and reuse customizable templates for insight that scales.

- **Streamline Variance Analysis**


Save time with accurate commentary, reports, and insight sourced from various data records.

- **Simplify tasks**


Use contextualized prompts and next-best actions to move through processes more quickly.


Hi Kat,

Ready to explore? Select one of the suggestions below to get started...

 **Get financial data**
Import data to your spreadsheet

 **Reconcile data**
Compare your financial records

 **Analyze variances**
Analyze trends and data variances

You can always use the prompt guide for suggestions by selecting this button 

Northwind Reconciliation Report

Vendor invoice list
Source: Fabrikam

Customer invoices
Source: Northwind Traders

Unmatched transaction (1)

Invoice number	Invoice date	Due date	Invoice amount	Invoice ID	Invoice date
				NWT-0434545456	1/16

Totals0.00

Potentially matched transactions (0)

Matched transactions (357)

Reconciliation report summary




- Reconciliation Date: 02-28-2024
- Number of Invoices: 358
- Matched transactions: 357
- Discrepancy: 1 invoice


The reconciliation process revealed that invoice NWT-0434545456 is present in Northwind Traders' invoice list but not in Fabrikam's invoice list. The discrepancy is due to the missing invoice in Fabrikam's records.

Done! I reconciled your data successfully and added to a new spreadsheet.

Reconciliation report summary

- Reconciliation Date: 02-28-2024
- Number of Invoices: 358
- Discrepancy: 1 invoice
- Invoice **NWT-0434545456** is found in Northwind Traders' list but not in Fabrikam's records, causing the discrepancy.

 Copy  Regenerate 

AI-generated content may be incorrect 

Q&A

Thank you!



Gregory.Allgrim@onactuate.com



305-905-1169



www.onactuate.com/public-sector